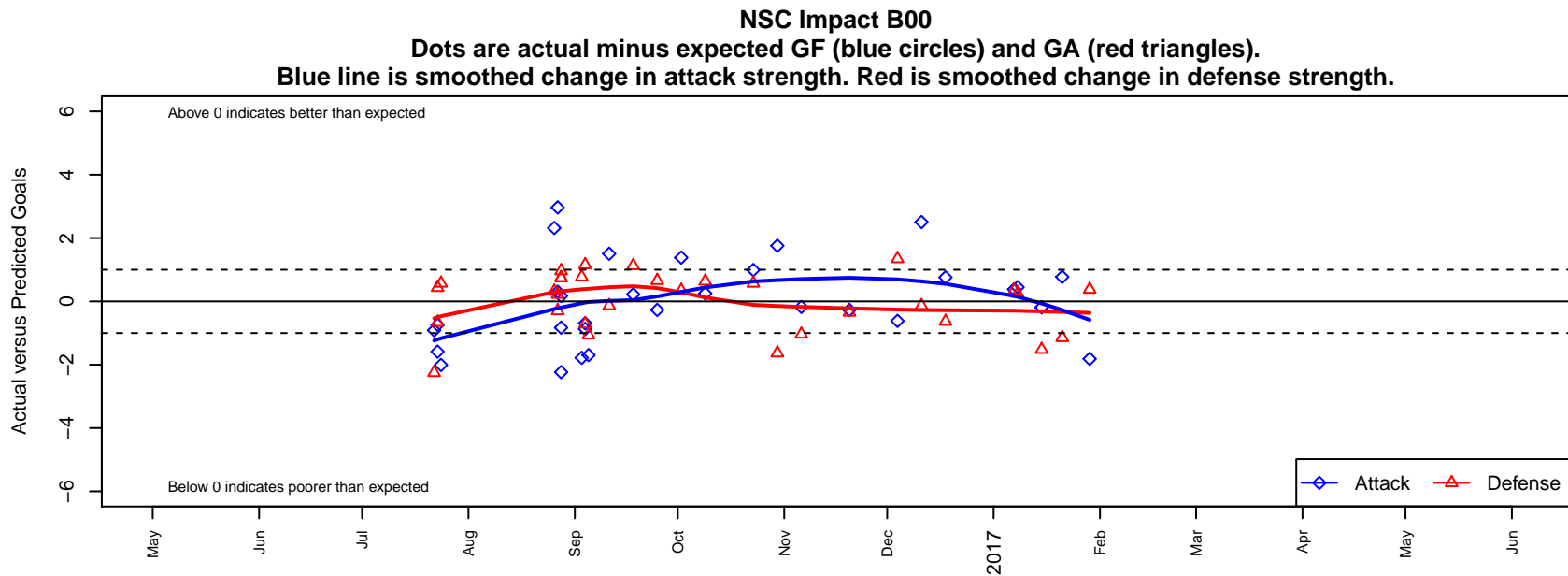


NSC Impact B00

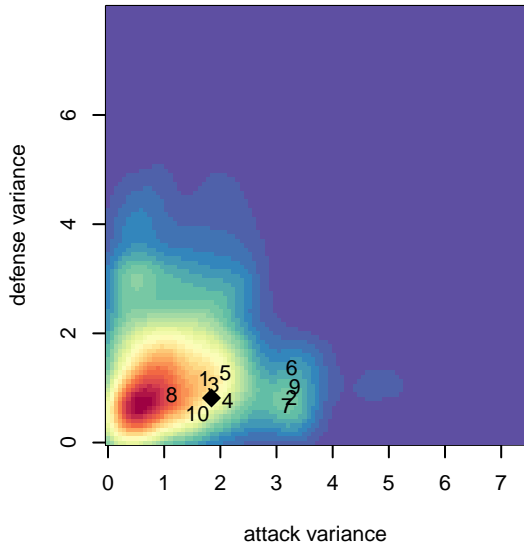
Northshore SC
 Woodinville, WA
 B00 total strength=1454
 attack=11.16 defense=8.32
 fall league = NPSL Div 1 (00) U17

alt names used:
 NYSA Impact
 NSC Impact
 NSC B00 Impact

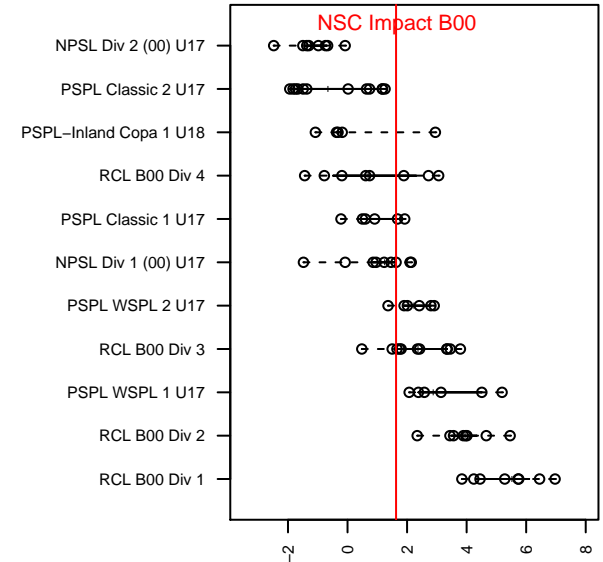
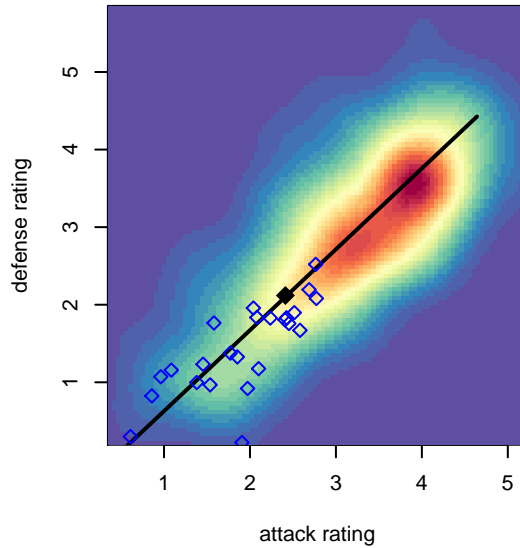
Venues played:
 2016 Crossfire Select U17
 2016 River City Challenge U17-U19 ('00-'98) I
 2016 Labor Day Cup BU17 Silver
 2016 NPSL Division 1 (00) U17
 2016 Founders Cup B00 Div A



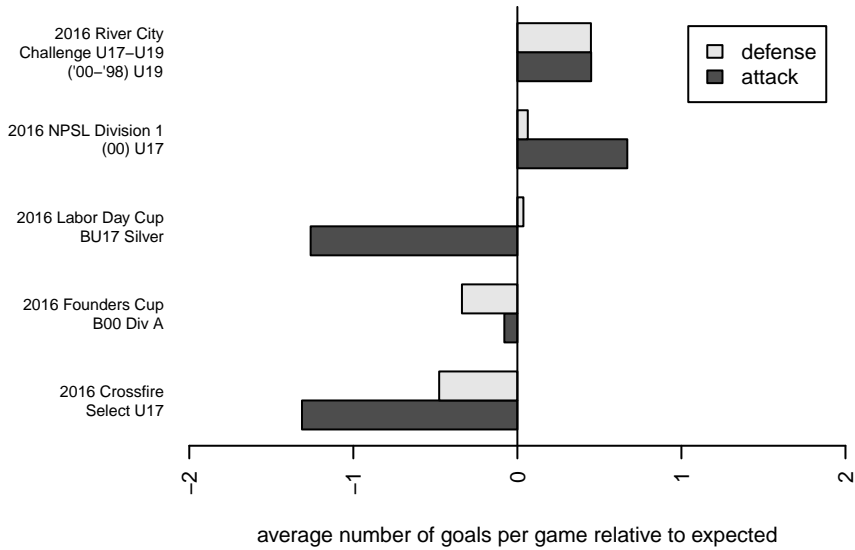
**attack and defense variance (black dot)
relative to other teams
and top 10 in region**



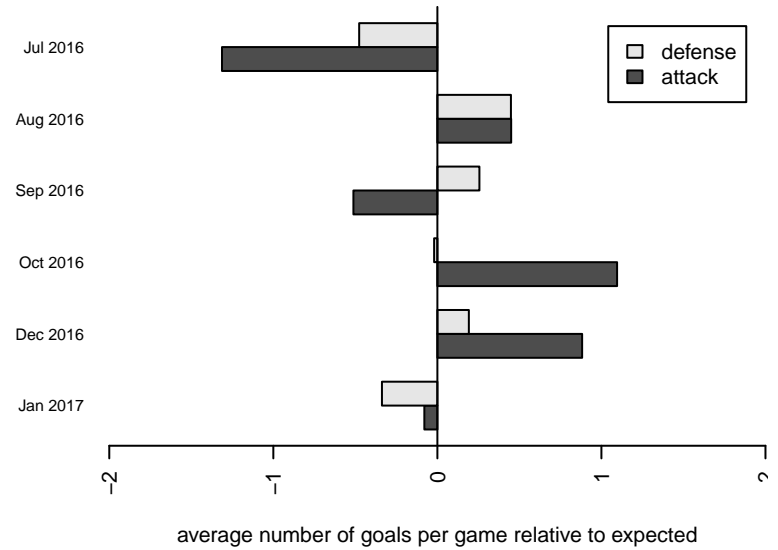
**attack and defense rating
relative to others at age
and all opponents in last 13 months**



Performance relative to 13 month average



Performance relative to 13 month average



date	home		away		venue	pred.home	pred.away
2017-01-29	NSC Impact B00	0	Washington Timbers White 1 B00	1	2016 Founders Cup B00 Div A	1.82	1.38
2017-01-21	NSC Impact B00	5	IFC Red B00	2	2016 Founders Cup B00 Div A	4.23	0.85
2017-01-15	Crossfire Select Elder B00	2	NSC Impact B00	4	2016 Founders Cup B00 Div A	0.48	4.19
2017-01-08	FME Xtreme B00	0	NSC Impact B00	5	2016 Founders Cup B00 Div A	0.25	4.55
2017-01-07	NSC Impact B00	2	Seattle United S Blue B00	1	2016 Founders Cup B00 Div A	1.62	1.34
2016-12-18	BIFC White B00	2	NSC Impact B00	3	2016 NPSL Division 1 (00) U17	1.37	2.24
2016-12-11	NSC Impact B00	4	Seattle United S Black B00	1	2016 NPSL Division 1 (00) U17	1.50	0.86
2016-12-04	Seattle United S Blue B00	0	NSC Impact B00	1	2016 NPSL Division 1 (00) U17	1.34	1.62
2016-11-20	NSC Impact B00	1	Crossfire Select Cantrell B00	2	2016 NPSL Division 1 (00) U17	1.27	1.66
2016-11-06	Nortac Colibri B00	3	NSC Impact B00	1	2016 NPSL Division 1 (00) U17	1.96	1.18
2016-10-30	NSC Impact B00	4	BIFC White B00	3	2016 NPSL Division 1 (00) U17	2.24	1.37
2016-10-23	NSC Impact B00	5	Seattle United Shoreline Blue B00	0	2016 NPSL Division 1 (00) U17	4.01	0.57
2016-10-09	Southlake Select Eagles B00	0	NSC Impact B00	2	2016 NPSL Division 1 (00) U17	0.64	1.75
2016-10-02	NSC Impact B00	3	Seattle United S Blue B00	1	2016 NPSL Division 1 (00) U17	1.62	1.34
2016-09-25	Crossfire Select Cantrell B00	1	NSC Impact B00	1	2016 NPSL Division 1 (00) U17	1.66	1.27
2016-09-18	NSC Impact B00	2	Seattle United W Blue B00	0	2016 NPSL Division 1 (00) U17	1.78	1.13
2016-09-11	Seattle United S Black B00	1	NSC Impact B00	3	2016 NPSL Division 1 (00) U17	0.86	1.50
2016-09-05	NSC Impact B00	0	PacNW White B00	2	2016 Labor Day Cup BU17 Silver	1.70	0.94
2016-09-04	NSC Impact B00	1	FC Edmonds Fury B00	0	2016 Labor Day Cup BU17 Silver	1.69	1.15
2016-09-04	Pumas UNAM B00	2	NSC Impact B00	1	2016 Labor Day Cup BU17 Silver	1.29	1.87
2016-09-03	FPSC Cougars B00	0	NSC Impact B00	7	2016 Labor Day Cup BU17 Silver	0.77	8.78
2016-08-28	NSC Impact B00	2	IEYSA Storm B00	0	2016 River City Challenge U17-U19 ('00-'	2.83	0.75
2016-08-28	NSC Impact B00	1	Spokane Scotties Manthei B00	0	2016 River City Challenge U17-U19 ('00-'	3.24	0.96
2016-08-28	NSC Impact B00	3	IEYSA Storm B00	0	2016 River City Challenge U17-U19 ('00-'	2.83	0.75
2016-08-27	NSC Impact B00	3	Breakers White B00	1	2016 River City Challenge U17-U19 ('00-'	2.70	0.70
2016-08-27	NSC Impact B00	11	IEYSA Storm Medical Lake B98	0	2016 River City Challenge U17-U19 ('00-'	8.03	0.22
2016-08-26	NSC Impact B00	6	FC Spokane Babinski B00	0	2016 River City Challenge U17-U19 ('00-'	3.68	0.32
2016-07-24	NSC Impact B00	2	Seattle United Shoreline Blue B00	0	2016 Crossfire Select U17	4.01	0.57

date	home		away		venue	pred.home	pred.away
2016-07-23	NSC Impact B00	2	PCU Black B00	0	2016 Crossfire Select U17	2.74	0.44
2016-07-23	NSC Impact B00	2	Nortac Sparta Red B00	1	2016 Crossfire Select U17	3.59	0.34
2016-07-22	Crossfire Select Button B00	4	NSC Impact B00	0	2016 Crossfire Select U17	1.75	0.91